

**SSO**

**Past - Recent - Future**

Steve Wordelman

Jones & Henry Engineers, Ltd.



# Agenda

- Past
  - FACA
  - Proposed CMOM Regulations
- Recent
  - Report to Congress on SSO
  - USEPA – Enforcement & Policy
  - GLRC
  - WEF
- Future



# FACA - SSO

- Started in 1995
- 10 Meetings in 1 ½ Years
- 2 ½ Year Hiatus
- October 1999 – Williamsburg Document



# Williamsburg Document

- CMOM
- Prohibition (Affirmative Defense)
- Record-keeping, Reporting and Public Notification
- Remote Treatment
- Satellite Collection Systems
- Watershed Management
- Implementation



# Proposed CMOM Regulations

- Draft SSO Rule Signed - January 2001
- Draft SSO Rule Withdrawn - January 2001
- Draft SSO Rule Similar to Williamsburg Document



# Issues

- Definition
- Affirmative Defense
- Upset & Bypass Provisions
- Feasible Alternatives
- Long-term Use of Remote Treatment
- Secondary Treatment vs. BAT/BCT
- Permitting Satellite Systems

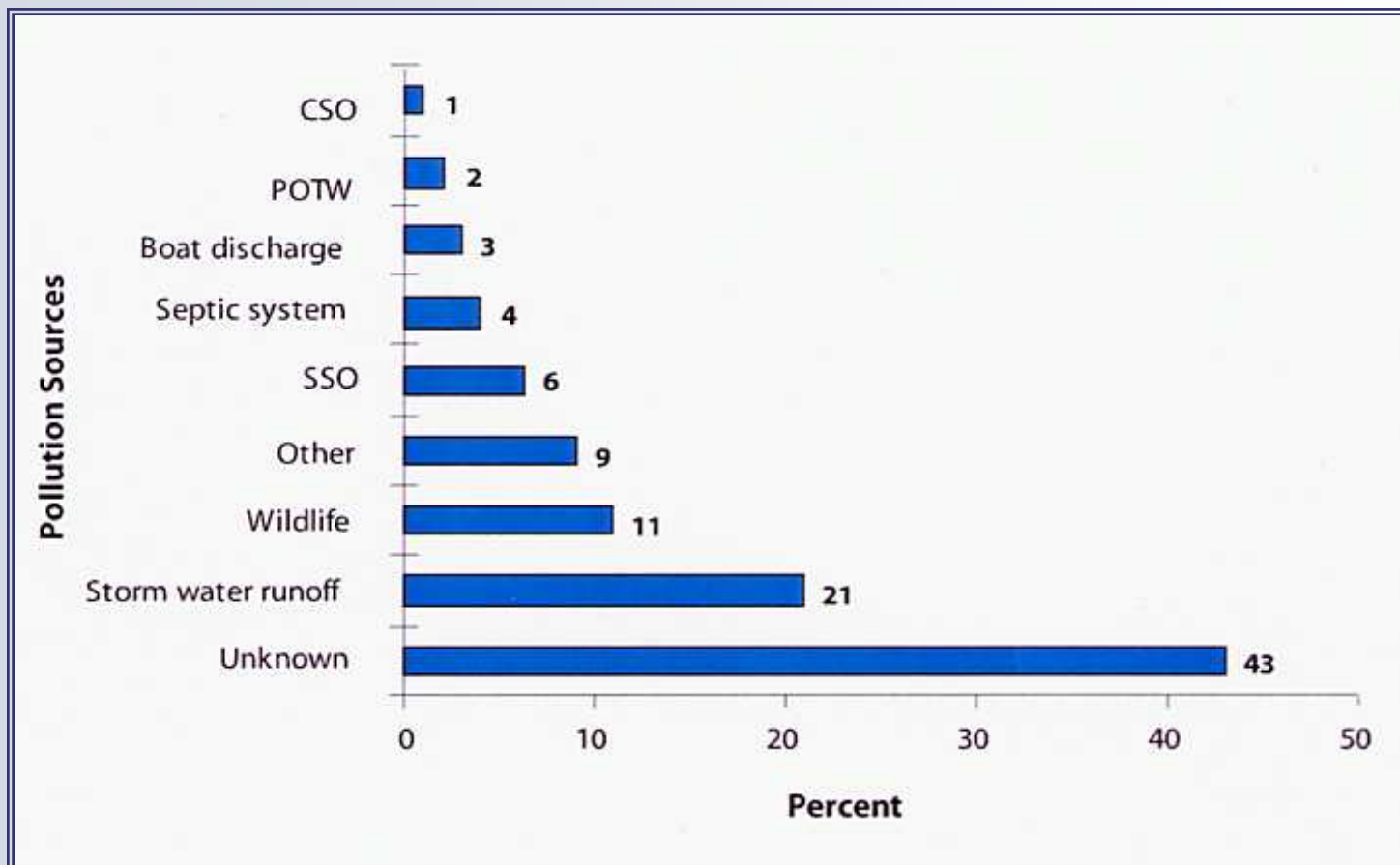


# Report to Congress

- Required by Law in December 2000
- Issued August 2004
- [http://cfpub.epa.gov/npdes/cso/cpolicy\\_report2004.cfm](http://cfpub.epa.gov/npdes/cso/cpolicy_report2004.cfm)



# Beach Closings & Advisories



# SSO

Source	Annual Discharge Volume (billion gallons)
Treated wastewater <sup>a</sup>	11,425
CSO <sup>b</sup>	850
SSO <sup>c</sup>	3 - 10

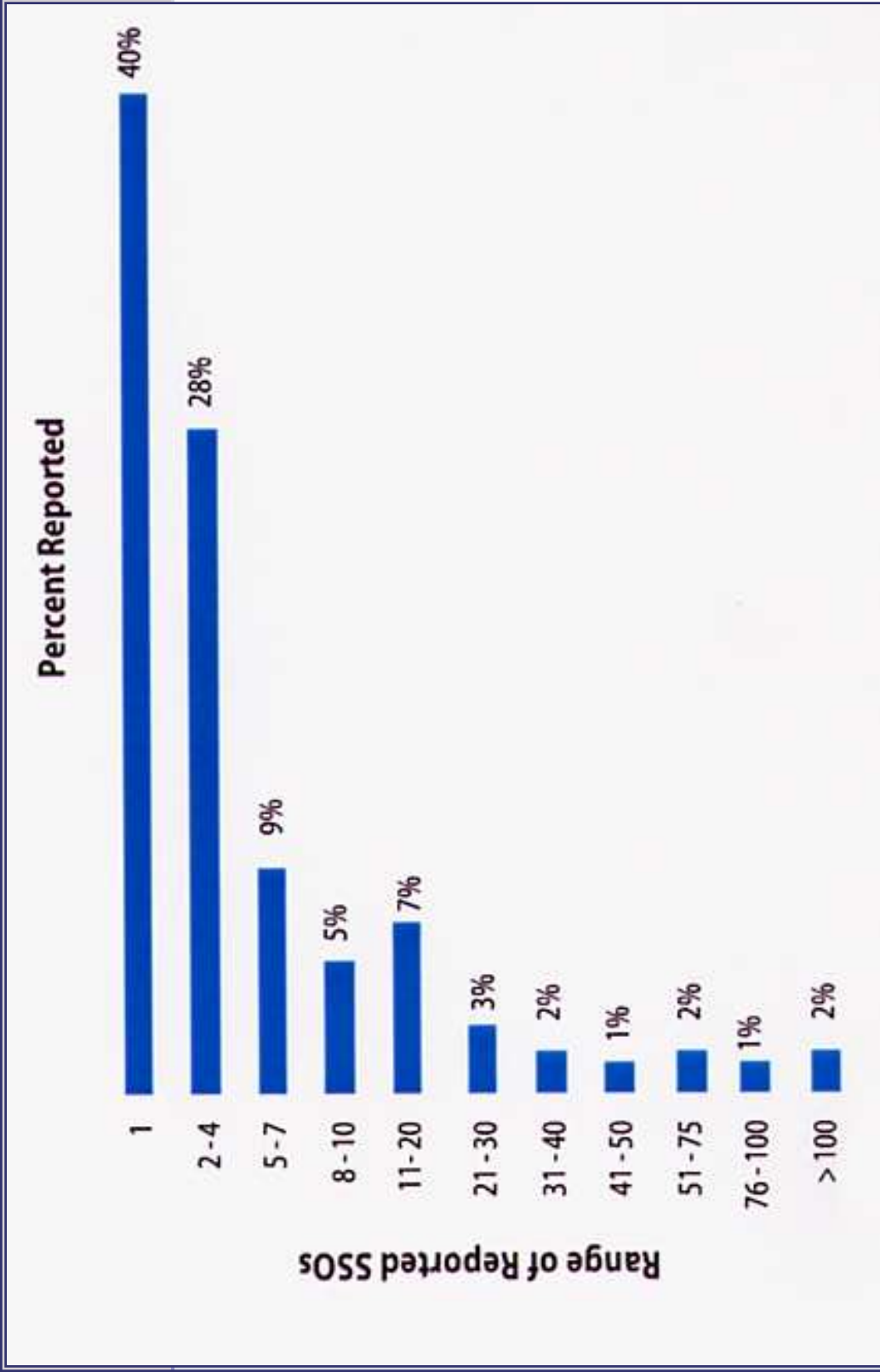
<sup>a</sup> EPA 2000a

<sup>b</sup> GPRACSO model, Section 4.5.1 of this report

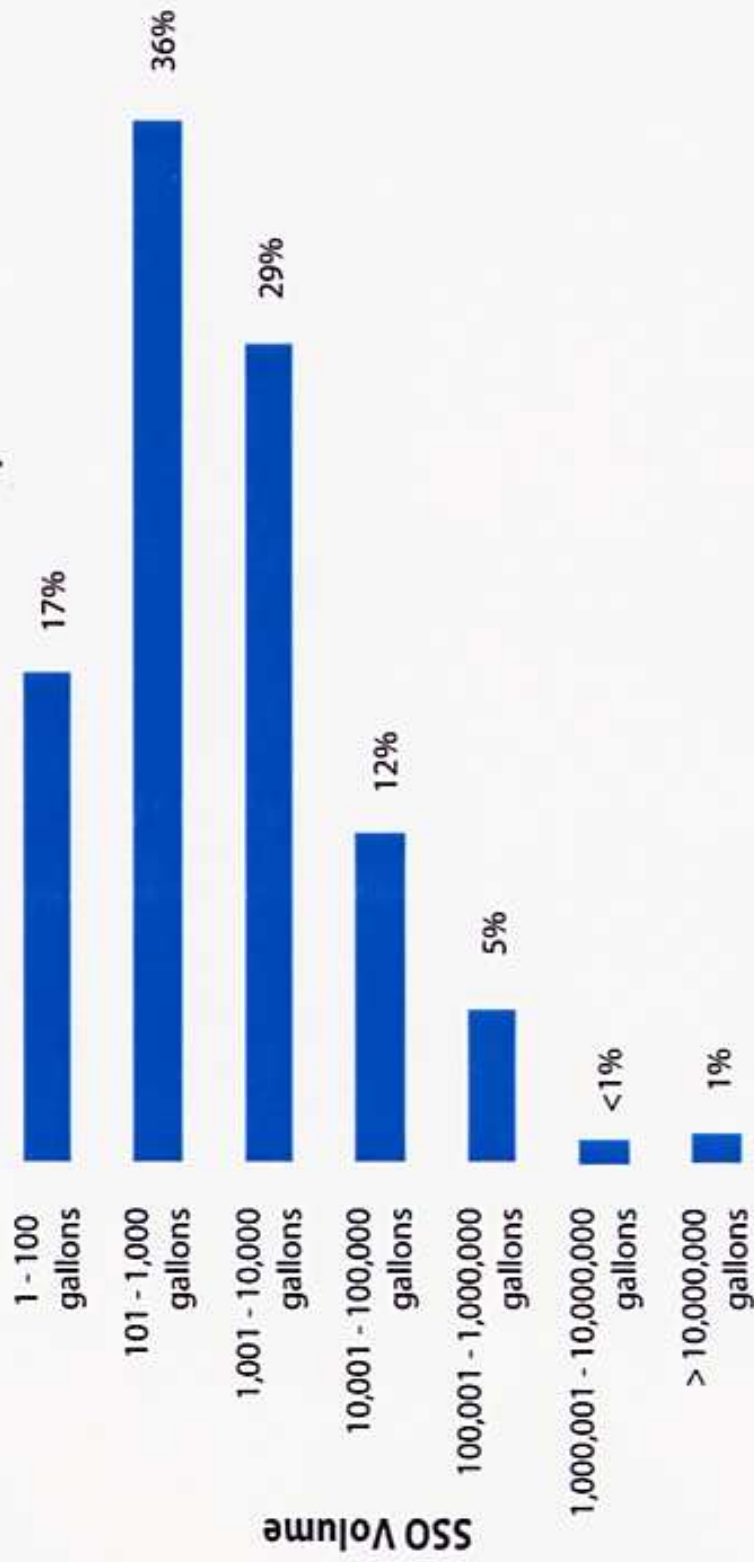
<sup>c</sup> Section 4.7.4 of this report

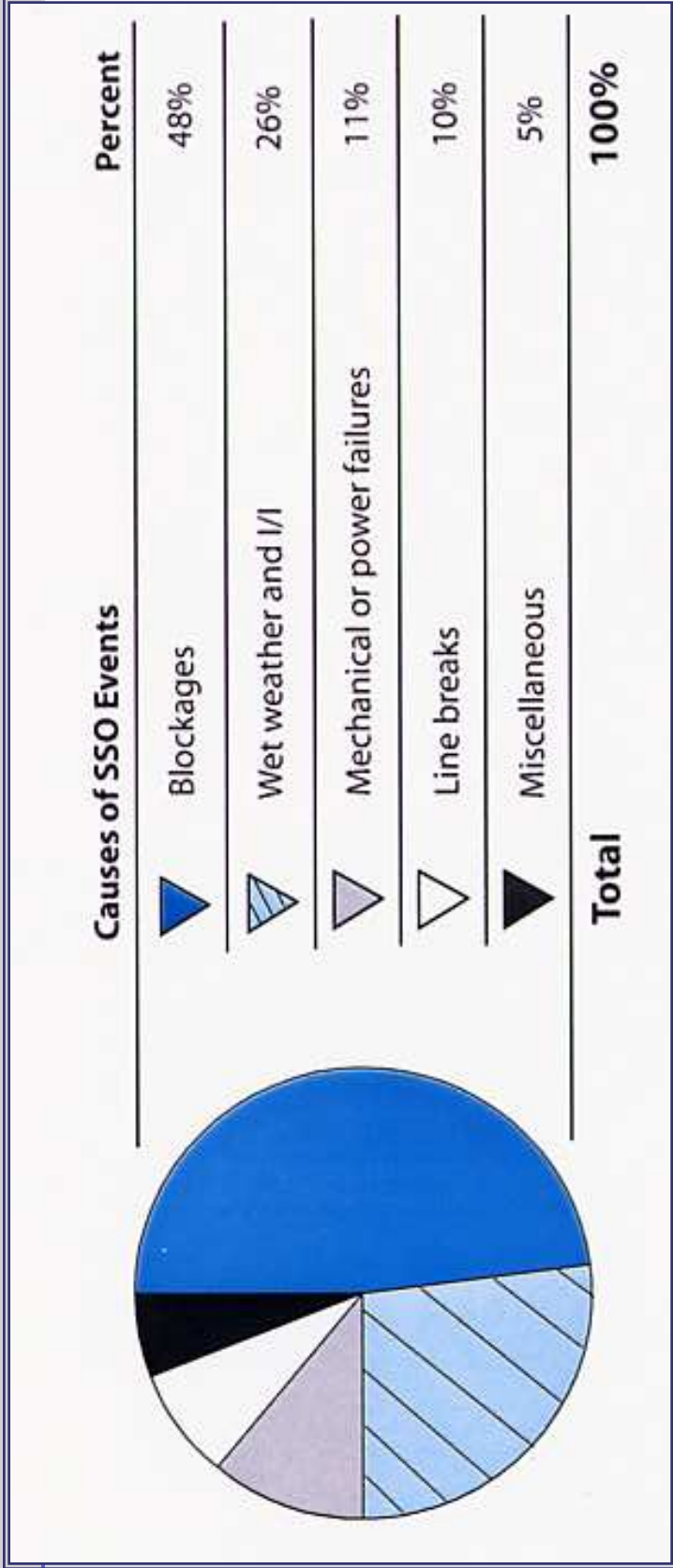
Number of Events 23,000 – 75,000 per year.

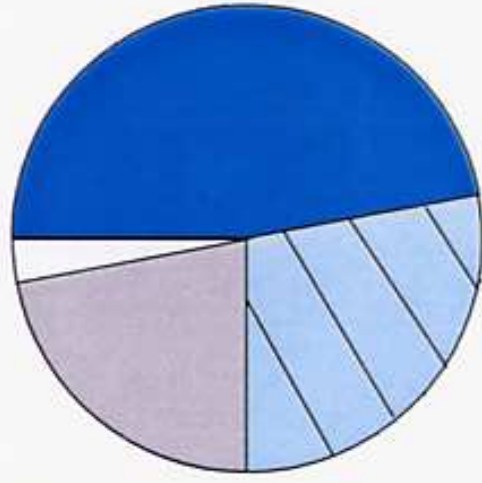








### Distribution of SSO Volume Reported







Causes of Blockage Events	Percent
 Grease	47%
 Grit, rock, and other debris	27%
 Roots	22%
 Roots and grease	4%
<b>Total</b>	<b>100%</b>



# Region V - Causes

	Region V	National
Wet Weather – I/I	58%	26%
Mechanical/Power Failure	16%	11%
Line Break	10%	10%
Blockage	8%	48%
Unknown	8%	5%



# USEPA – Civil Enforcement – Compliance & Enforcement

- **Priorities**
  - Stormwater
  - CSO
  - SSO
  - CAFO
- **Guidelines for Federal Enforcement –  
April 2005**



# USEPA - Policy

- Draft Framework
  - Requirements Under Existing Law/Regulations
  - Discussions Internally



# USEPA Framework

- Immediate Reporting
- Written Reports
- Third Party Notice
- Record-keeping
- CMOM
- Municipal Satellite Collection System



# Great Lakes Regional Collaboration



A Strategy to Restore and Protect  
the Great Lakes



Draft Action Plan

July 2005



# Strategy Areas

- Aquatic Invasive Species
- Habitat Conservation
- Coastal Health
- Areas of Concern/Sediments
- Non Point Sources
- Toxics
- Information Base & Representative Indicators
- Sustainability



# Strategy Areas

- Aquatic Invasive Species
- Habitat Conservation
- **Coastal Health**
- Areas of Concern/Sediments
- Non Point Sources
- Toxics
- Information Base & Representative Indicators
- Sustainability



# Coastal Health - Recommendations

- Eliminate untreated or inadequately treated waste being discharged to Great Lakes – 55/45% Grant (\$7.535 billion)
- Identify indirect pollution sources and promulgate and enforce regulations
- Standardize, test, and implement a risk-based approach to manage recreational waters
- Protect drinking source water quality
- Use Drinking Water SRF to improve drinking water infrastructure



# WEF

- Wet Weather Protocol
- Continue to Encourage Dialogue on Blending
- Infrastructure Funding



# Future



# SSO

- More Enforcement
- No New Regulations
- No Additional Federal Money

